

Hybrid and ePower combi machines

GREENER, CLEANER, SMARTER.

CS7010 reinvents an entire class of equipment by reducing total cost of ownership, including operation, labor and maintenance, while effectively increasing fuel economy and runtime efficiency. Now the most economical solution is also the most ecological.

Available in three models, LPG-Hybrid, Diesel-Hybrid and ePower Battery. CS7010 delivers unparalleled performance, while replacing power-hungry, high-maintenance hydraulic system with efficient, state-of-the-art Electric Drive Technology. Whichever model you choose, the CS7010 delivers the lowest cost of ownership and the most suitable cleaning solution in its class.

Dedicated sweeping and scrubbing functions with one-pass cleaning keep debris dry without introducing scrub solution into the debris hopper. This provides operators and equipment owners with increased productivity and reduced maintenance. Lower total cost of ownership. CS7010 dispels the complexity and high maintenance of hydraulic systems that power conventional combination machines.

We've eliminated large hydraulic reservoirs, filters and oil coolers as well as the leak-prone hydraulic hoses, pumps, motors and valves. Hydraulic drives have been replaced with an intelligent system of electronically controlled, low maintenance electric drives.

This technology shift will save you a lot of money in reduced maintenance costs.



Picture shown may not represent model quoted

- ClearView™ sightlines and automatic speed reduction in turns for safer operation
- Tools-free tilt-out/lift-off recovery tank with integrated SmartFlow™
- Available with patented DustGuard™ airborne dust suppression technology
- High-capacity 285 liter front dry sweeper debris hopper with high-lift system
- Standard dual side brooms sweep entire squeegee path to minimize fouling
- Hybrid combination machine. Fuel less consumption, less. High running time on battery variant.
- Retractable offset deck and breakaway squeegee. Generation filtration system, variable filter shaking
- OneTouch™, MaxAccess, NoTools™. More efficient service, extreme commonality among platforms.
- Hybrid techonolgy and Ecoflex™
- Heated water, High pressure washer

● Standard equipment



Included accessories		Ref. no.	Min. required	CS7010 1200D HYBRID	CS7010 1200B	CS7010 1200 PETROL HYBRID
Filter for Sweeping						
	FILTER-RECTANGULAR SYNTHETIC	56510354	1	●	●	●
Main Broom						
	BROOM MAIN 310X900 SPIRAL 6R MIX STEEL	33018858	1	●	●	●
Side Broom						
	BROOM-SIDE POLY	56510707	2	●	●	●
Deck Blade						
	BLADE KIT-DECK-LINATEX	56510374	1	●	●	●
Squeegee Blade						
	BLADE KIT-SQGEE-LINATEX	56510371	1	●	●	●
Other						



## Hybrid and ePower combi machines

Included accessories		Ref. no.	Min. required	CS7010 1200D HYBRID	CS7010 1200B	CS7010 1200 PETROL HYBRID
	ARM REST KIT-R/H ONLY	56383189	1	•	•	•
	BACK-UP ALARM KIT	56511843	1	•	•	•
	FLOOR MAT KIT	56509994	1	•	•	•
	WARNING BEACON KIT	56511851	1	•	•	•

• Standard equipment

Included accessories		Ref. no.	Min. required	CS7010 1200LPG HYBRID
<b>Filter for Sweeping</b>				
	FILTER-RECTANGULAR SYNTHETIC	56510354	1	•
<b>Main Broom</b>				
	BROOM MAIN 310X900 SPIRAL 6R MIX STEEL	33018858	1	•
<b>Side Broom</b>				
	BROOM-SIDE POLY	56510707	2	•
<b>Deck Blade</b>				
	BLADE KIT-DECK-LINATEX	56510374	1	•
<b>Squeegee Blade</b>				
	BLADE KIT-SQGEE-LINATEX	56510371	1	•
<b>Other</b>				
	ARM REST KIT-R/H ONLY	56383189	1	•
	BACK-UP ALARM KIT	56511843	1	•
	FLOOR MAT KIT	56509994	1	•
	WARNING BEACON KIT	56511851	1	•

## Hybrid and ePower combi machines

Model	CS7010 1200D HYBRID	CS7010 1200B	CS7010 1200 PETROL HYBRID
Ref. no.	56511815	56511816	56511818

## PRODUCT FEATURES

Adjustable steering and seat	•	•	•
Tip out recovery tank	•	•	•
Hopper safety arm assist	•	•	•
Automatic squeegee lift in reverse	•	•	•
Headlights	•	•	•
Back up warning alarm	•	•	•
Ergonomic driver seat	•	•	•
Diagnostic system	•	•	•
Direct throw sweeping	•	•	•
Variable high dump system	•	•	•
Two side brooms	•	•	•
Horn	•	•	•
Wet sweep by-pass	•	•	•
Automatic speed reduction	•	•	•
One-Touch™ control panel	•	•	•
Disc deck: 3 brushes	•	•	•
Debris tray	•	•	•
Ecoflex prepared	•	•	•
Multi-frequency filter shaker	•	•	•
Offset pivoting deck	•	•	•
Hybrid engine	•		•
Break away Squeegee	•	•	•
Scrubbing and sweeping	•	•	•

Model	CS7010 1200LPG HYBRID
Ref. no.	56511821

## PRODUCT FEATURES

Adjustable steering and seat	•
Tip out recovery tank	•
Hopper safety arm assist	•
Automatic squeegee lift in reverse	•
Headlights	•
Back up warning alarm	•
Ergonomic driver seat	•



## Hybrid and ePower combi machines

Model	CS7010 1200LPG HYBRID
Ref. no.	56511821

## PRODUCT FEATURES

Diagnostic system	•
Direct throw sweeping	•
Variable high dump system	•
Two side brooms	•
Horn	•
Wet sweep by-pass	•
Automatic speed reduction	•
One-Touch™ control panel	•
Disc deck: 3 brushes	•
Debris tray	•
Ecoflex prepared	•
Multi-frequency filter shaker	•
Offset pivoting deck	•
Hybrid engine	•
Break away Squeegee	•
Scrubbing and sweeping	•

Technical specifications	CS7010 1200D HYBRID	CS7010 1200B	CS7010 1200 PETROL HYBRID
Power source	Diesel Hybrid	Battery	Petrol Hybrid
Motor power source	D1305, 3 cyl, 29 Hp (21.7 kW)	-	
Engine type	Kubota	-	Kubota
Max. speed (km/h)	8.9	8.9	8.9
Protection class / IP protection	IPX4	IPX4	IPX4
Sound pressure level (dB(A))	81	72	81
Sound level L <sub>pa</sub> /L <sub>wa</sub> (dB(A))	102	-	102
Productivity theoretical/actual (m²/h)	11080/7756	11080/7756	11080/7756
Productivity 2 side brooms theoretical/actual (m²/h)			
Sweeping width (mm)	1540	1540	1540
Scrubbing width (mm)	1245	1245	1245
Min. turn-around aisle width (cm)	259/264	259/264	259/264
Max. climbing rate (%)	17.6	17.6	17.6
Solution/recovery tank (l)	284	284	284
Hopper volume (l)	198	198	198
Main filter area (m²)	10.7	10.7	10.7



## Hybrid and ePower combi machines

Technical specifications	CS7010 1200D HYBRID	CS7010 1200B	CS7010 1200 PETROL HYBRID
Squeegee width (mm)	1350	1350	1350
Side broom diameter (mm)	381	381	381
Brush pressure (kg)	90-127-181	90-127-181	90-127-181
Brushes/pads qty.	3	3	3
Main broom (mm)	900x310	900x310	900x310
Brush size (mm)	430	430	430
Length x width x height (mm)	2620x1650x1500	2620x1650x1500	2620x1650x1500
Gross weight (gvw) (kg)	2058	2593	2058
Net weight (kg)	1593	2124	1593
Water flow (l/min.)	3.8-11.36	3.8-11.36	3.8-11.36
DustGuard™ Tank Capacity (optional)	110	110	110

Technical specifications	CS7010 1200LPG HYBRID
Power source	LPG Hybrid
Motor power source	WG972, 3 cyl, 30 Hp (22 kW)
Engine type	Kubota
Max. speed (km/h)	8.9
Protection class / IP protection	IPX4
Sound pressure level (dB(A))	82
Sound level lpa/lwa (dB(A))	103
Productivity theoretical/actual (m²/h)	11080/7756
Productivity 2 side brooms theoretical/actual (m²/h)	
Sweeping width (mm)	1540
Scrubbing width (mm)	1245
Min. turn-around aisle width (cm)	259/264
Max. climbing rate (%)	17.6
Solution/recovery tank (l)	284
Hopper volume (l)	198
Main filter area (m²)	10.7
Squeegee width (mm)	1350
Side broom diameter (mm)	381
Brush pressure (kg)	90-127-181
Brushes/pads qty.	3
Main broom (mm)	900x310
Brush size (mm)	430
Length x width x height (mm)	2620x1650x1500
Gross weight (gvw) (kg)	2121




## Hybrid and ePower combi machines

## Technical specifications

CS7010 1200LPG  
HYBRID



Net weight (kg)	1649
Water flow (l/min.)	3.8-11.36
DustGuard™ Tank Capacity (optional)	110

● Standard equipment, ○ Supplementary accessories, □ Mountable equipment

Accessories	Ref. no.	Min. required	CS7010 1200D HYBRID	CS7010 1200B	CS7010 1200 PETROL HYBRID
<b>Battery</b>					
BATT.36V-500AH GEL SINGLE CELLS IN TRAY	L00200052	1		□	
BATT.36V-800AH WET TRAY WITH AQUAMATIC	80561100	1		□	
<b>External Charger</b>					
CHARGER 36V 140A SB350G TRIPHASE5PIN	80583615	0		○	
CHARGER 36V 140A SB350G TRIPHASEWET	80583614	1		□	
CHARGER HF 36V 80A SB350G TRIPHASEWET	80573680	1		□	
<b>Main Broom</b>					
BROOM MAIN 310X900 SPIRAL 6R MIX STEEL	33018858	1	●	●	●
BROOM MAIN 310X900 SPIRAL 6R NYLON	33018856	1	□	□	□
BROOM MAIN 310X900 SPIRAL 6R PPL 0.7	33018857	1	□	□	□
<b>Side Broom</b>					
BROOM-SIDE POLY	56510707	2	●	●	●
<b>Disc Brush 430 mm</b>					
DISC BRUSH-17 AGLITE 3 LUG	56505783	3	□	□	□
DISC BRUSH-17 DYNAGRIT 3 LUG	56505782	3	□	□	□
DISC BRUSH-17 MAGNAGRIT 3 LUG	56505781	3	□	□	□
DISC BRUSH-17 MIDGRIT 3 LUG	56505787	3	□	□	□
DISC BRUSH-17 MIDLITE 3 LUG	56505788	3	□	□	□
DISC BRUSH-17 PROLENE 3 LUG	56505784	3	□	□	□
DISC BRUSH-17 PROLITE 3 LUG	56505785	3	□	□	□
DISC BRUSH-17 UNION MIX 3 LUG	56505786	3	□	□	□
<b>Pad Holder</b>					
PAD HOLDER-17 3 LUG	56505780	3	□	□	□
<b>Other</b>					
ACCESSORY SOCKET KIT	56510465	1	□	□	□
 ARM REST KIT-R/H ONLY	56383189	1	●	●	●




## Hybrid and ePower combi machines

Accessories		Ref. no.	Min. required	CS7010 1200D HYBRID	CS7010 1200B	CS7010 1200 PETROL HYBRID
	BACK-UP ALARM KIT	56511843	1	●	●	●
	BRAKE LIGHT W/TURN SIGNAL-KIT	56511858	1	□	□	□
	DELUXE SEAT KIT	56509988	1	□	□	□
	DRAIN HOSE EXTENSION	56601410	1	□	□	□
	DUST GUARD KIT	56511841	1	□	□	□
	FIRE EXTINGUISHER KIT	56510605	1	□	□	
	FLOOR MAT KIT	56509994	1	●	●	●
	HIGH PRESSURE PUMP KIT-DIESEL	56509811	1	□		
	HIGH PRESSURE PUMP KIT-LPG	56509810	1			
	HOT WATER OPTION-DIESEL	56510464	1	□		
	HOT WATER OPTION-LPG	56510015	1			
	LIGHT KIT	56383045	1	□	□	□
	OHG BEACON KIT	56511852	1	□	□	□
	PAD RETAINER	56505195	3	□	□	□
	PLUGGED FILTER SWITCH KIT	56509729	1	□	□	□
	RECOVERY TANK CLEAN OUT KIT	56111280	1	□	□	□
	SOLUTION AUTO FILL KIT	56510424	1	□	□	□
	VAC WAND KIT	56510443	1	□	□	□
	WARNING BEACON KIT	56511851	1	●	●	●
	WASH HOSE KIT	56511839	1	□	□	□
<b>Squeegee Blade</b>						
	BLADE KIT-SQGEE-GUM	56510372	1	□	□	□
	BLADE KIT-SQGEE-LINATEX	56510371	1	●	●	●
	BLADE KIT-SQGEE-PU	56510373	1	□	□	□
<b>Deck Blade</b>						
	BLADE KIT-DECK-GUM	56510375	1	□	□	□
	BLADE KIT-DECK-LINATEX	56510374	1	●	●	●
	BLADE KIT-DECK-PU	56510376	1	□	□	□
<b>Filter for Sweeping</b>						
	FILTER-RECTANGULAR SYNTHETIC	56510354	1	●	●	●
<b>Guard Option</b>						
	FRONT BUMPER KIT	56510450	1	□	□	□



## Hybrid and ePower combi machines

Accessories		Ref. no.	Min. required	CS7010 1200D HYBRID	CS7010 1200B	CS7010 1200 PETROL HYBRID
	FRONT CORNER ROLLER KIT	56509914	1	□	□	□
	HOPPER TEMPERATURE SENSOR KIT	56509728	1	□	□	□
	OVERHEAD GUARD CANOPY KIT	56510444	1	□	□	□
	OVERHEAD GUARD KIT-LOW	56509975	1	□	□	□
	OVERHEAD GUARD KIT-STANDARD	56510399	1	□	□	□
	REAR CORNER ROLLER KIT	56511757	1	□	□	□
	SQUEEGEE GUARD KIT	56511741	1	□	□	□
<b>Detergent Equipment</b>						
	ECOFLEX KIT-NILFISK	56511854	1	□	□	□
	EXTENDED SCRUB KIT	56511845	1	□	□	□




● Standard equipment, ○ Supplementary accessories, □ Mountable equipment

Accessories		Ref. no.	Min. required	CS7010 1200LPG HYBRID
<b>Battery</b>				
	BATT.36V-500AH GEL SINGLE CELLS IN TRAY	L00200052	1	
	BATT.36V-800AH WET TRAY WITH AQUAMATIC	80561100	1	
<b>External Charger</b>				
	CHARGER 36V 140A SB350G TRIPHASE5PIN	80583615	0	
	CHARGER 36V 140A SB350G TRIPHASEWET	80583614	1	
	CHARGER HF 36V 80A SB350G TRIPHASEWET	80573680	1	
<b>Main Broom</b>				
	BROOM MAIN 310X900 SPIRAL 6R MIX STEEL	33018858	1	●
	BROOM MAIN 310X900 SPIRAL 6R NYLON	33018856	1	□
	BROOM MAIN 310X900 SPIRAL 6R PPL 0.7	33018857	1	□
<b>Side Broom</b>				
	BROOM-SIDE POLY	56510707	2	●
<b>Disc Brush 430 mm</b>				
	DISC BRUSH-17 AGLITE 3 LUG	56505783	3	□
	DISC BRUSH-17 DYNAGRIT 3 LUG	56505782	3	□
	DISC BRUSH-17 MAGNAGRIT 3 LUG	56505781	3	□
	DISC BRUSH-17 MIDGRIT 3 LUG	56505787	3	□
	DISC BRUSH-17 MIDLITE 3 LUG	56505788	3	□
	DISC BRUSH-17 PROLENE 3 LUG	56505784	3	□
	DISC BRUSH-17 PROLITE 3 LUG	56505785	3	□






## Hybrid and ePower combi machines

Accessories		Ref. no.	Min. required	CS7010 1200LPG HYBRID
	DISC BRUSH-17 UNION MIX 3 LUG	56505786	3	□
<b>Pad Holder</b>				
	PAD HOLDER-17 3 LUG	56505780	3	□
<b>Other</b>				
	ACCESSORY SOCKET KIT	56510465	1	□
	ARM REST KIT-R/H ONLY	56383189	1	●
	BACK-UP ALARM KIT	56511843	1	●
	BRAKE LIGHT W/TURN SIGNAL-KIT	56511858	1	□
	DELUXE SEAT KIT	56509988	1	□
	DRAIN HOSE EXTENSION	56601410	1	□
	DUST GUARD KIT	56511841	1	□
	FIRE EXTINGUISHER KIT	56510605	1	□
	FLOOR MAT KIT	56509994	1	●
	HIGH PRESSURE PUMP KIT-DIESEL	56509811	1	
	HIGH PRESSURE PUMP KIT-LPG	56509810	1	□
	HOT WATER OPTION-DIESEL	56510464	1	
	HOT WATER OPTION-LPG	56510015	1	□
	LIGHT KIT	56383045	1	□
	OHG BEACON KIT	56511852	1	□
	PAD RETAINER	56505195	3	□
	PLUGGED FILTER SWITCH KIT	56509729	1	□
	RECOVERY TANK CLEAN OUT KIT	56111280	1	□
	SOLUTION AUTO FILL KIT	56510424	1	□
	VAC WAND KIT	56510443	1	□
	WARNING BEACON KIT	56511851	1	●
	WASH HOSE KIT	56511839	1	□
<b>Squeegee Blade</b>				
	BLADE KIT-SQGEE-GUM	56510372	1	□
	BLADE KIT-SQGEE-LINATEX	56510371	1	●
	BLADE KIT-SQGEE-PU	56510373	1	□



## Hybrid and ePower combi machines

Accessories		Ref. no.	Min. required	CS7010 1200LPG HYBRID
<b>Deck Blade</b>				
	BLADE KIT-DECK-GUM	56510375	1	□
	BLADE KIT-DECK-LINATEX	56510374	1	●
	BLADE KIT-DECK-PU	56510376	1	□
<b>Filter for Sweeping</b>				
	FILTER-RECTANGULAR SYNTHETIC	56510354	1	●
<b>Guard Option</b>				
	FRONT BUMPER KIT	56510450	1	□
	FRONT CORNER ROLLER KIT	56509914	1	□
	HOPPER TEMPERATURE SENSOR KIT	56509728	1	□
	OVERHEAD GUARD CANOPY KIT	56510444	1	□
	OVERHEAD GUARD KIT-LOW	56509975	1	□
	OVERHEAD GUARD KIT-STANDARD	56510399	1	□
	REAR CORNER ROLLER KIT	56511757	1	□
	SQUEEGEE GUARD KIT	56511741	1	□
<b>Detergent Equipment</b>				
	ECOFLEX KIT-NILFISK	56511854	1	□
	EXTENDED SCRUB KIT	56511845	1	□