

## Ensures you economical and productive cleaning

The vast majority of ride-on professional sweeping jobs demand a machine that is compact, manoeuvrable and reliable. SR1101 represents simplicity and robustness in its most sophisticated form. Recommended for factory warehouses, car parks and outside areas such as parks and gardens.

SR1101 is easy to operate and self-explanatory operating panel means less operator training time needed. The SR 1101 is available in both battery and petrol versions for indoor or outdoor operation with a large range of optional accessories which provides the right tools for specific jobs. Accessory flexibility permits better and faster cleaning. The 70 litre hopper offers greater debris storage and less emptying time.

SR1101 makes cleaning both economical and productive.

- Battery version offers up to 5 hours of running time
- Climbing rate up to 20%
- A large flap and 70 l of hopper to easy collect dirt and large debris
- 4,3 m<sup>2</sup> of filter for an optimal dust control
- Strong polyethylene construction plus steel frame; with robust solutions to avoid sources of malfunctions and minimise service
- Theoretical productivity of 4900 m<sup>2</sup> per hour with the optional left side broom
- The standard version is delivered with 1 main broom, 1 right side broom and 1 paper filter

• Standard equipment

Included accessories	Ref. no.	Min. required	SWEEPER SR 1101 B	SWEEPER SR 1101 P
<b>Filter for Sweeping</b>				
FILTER PAPER PANEL	1463523000	1	•	•
<b>Main Broom</b>				
BROOM MAIN 300X700 CHEVR. 6R PPL 0.5-0.7	145 4879 000	1	•	•
<b>Side Broom</b>				
BROOM SIDE 180X400 MIX STEEL	1466140000	1	•	•

Model	SWEEPER SR 1101 B	SWEEPER SR 1101 P
Ref. no.	9084310010	9084312010

### PRODUCT FEATURES

	SWEEPER SR 1101 B	SWEEPER SR 1101 P
Flap lifting device	•	•
Adjustable steering and seat	•	•
Electrical filter shaker	•	•
Back up warning alarm	•	•
Parking brake	•	•
Low dump	•	•
Horn	•	•
Wet sweep by-pass	•	•
Forward & backward pedel	•	•





Picture shown may not represent model quoted

## Ensures you economical and productive cleaning








Technical specifications	SWEeper SR 1101 B	SWEeper SR 1101 P
Motor power source	Battery 24V	Petrol 2.9kW/3.9Hp
Motorbrand	-	Honda
Max. speed (km/h)	5	5
Sound pressure level (dB(A))	63.8	78.3
Productivity 1 side broom theoretical/actual (m <sup>2</sup> /h)	4900/3430	4900/3430
Productivity 2 side brooms theoretical/actual (m <sup>2</sup> /h)	6300/4410	6300/4410
Working width (mm)	700	700
Working width with right side broom (mm)	980	980
Working width with 2 side brooms (mm)	1260	1260
Min. turn-around aisle width (cm)	238	238
Max. climbing rate (%)	20	20
Fuel tank (l)	-	2.5
Fuel consumption (l/h)	-	0.9
Hopper volume (l)	70	70
Max. dumping height (cm)	-	-
Main filter area (m <sup>2</sup> )	3.6	3.6
Side broom diameter (mm)	420	420
Main broom speed (RPM)	550	550
Main broom (mm)	700x300	700x300
Length x width x height (mm)	1480x930x1220	1480x930x1220
Battery compartment size (L x W x H) (mm)	660 x 440 x 370	-
Net weight (kg)	255	315
Operating weight (kg)	465	392

● Standard equipment, ○ Supplementary accessories, □ Mountable equipment

Accessories	Ref. no.	Min. required	SWEeper SR 1101 B	SWEeper SR 1101 P
<b>External Charger</b>				
 CHARGER HF 24V 20A SB120R	80522420	1	○	
 CHARGER HF 24V 25A SB120R	80542425	1	○	
CHARGER HF 24V 30A SB120R	80542430	1	○	
<b>Battery</b>				
BATT.24V-275AH GEL SINGLE CELLS IN TRAY	L00210022	1	○	
BATT.24V-300AH WET TRAY WITH AQUAMATIC	80563300	1	□	



Ensures you economical and productive cleaning

Accessories		Ref. no.	Min. required	SWEEPER SR 1101 B	SWEEPER SR 1101 P
	BATT. 6V-180AH GEL MONOBLOC	80564000	4	○	
	BATT. 6V-200AH WET SEMI T MONOBLOC	80564900	4	□	
	BATT. 6V-200AH WET TUBULAR MONOBLOC	80563200	4	□	
<b>Filter for Sweeping</b>					
	FILTER PAPER PANEL	1463523000	1	●	●
	FILTER POLYESTER	146 2759 000	1	○	○
	FILTER POLYESTER ANTISTATIC	145 6013 000	1	○	○
<b>Other</b>					
	BATTERY FIXING KIT	146 2791 000	1	□	
	BROOM LEFT SIDE MIX STEEL KIT	1463970000	1	□	□
	CARPET KIT	1464101000	1	□	□
	MINI CONTAINERS KIT	1463981000	1	□	□
	SEAT WITH BELT	146 2900 000	1	□	□
	VACUUM CLEANER KIT	146 2524 000	1	□	□
	WHEEL FRONT NON MARKING	146 2745 000	1	□	□
	WHEEL REAR NON MARKING	146 2746 000	1	□	□
<b>Light Option</b>					
	BEACON FLASHING KIT	146 2692 000	1	□	□
	LIGHT WORKING KIT	1463972000	1	□	□
<b>Guard Option</b>					
	GUARD OVERHEAD KIT	146 2735 000	1	□	□
	PROTECTION LEFT BROOM KIT	1464105000	1	□	□
	PROTECTION RIGHT BROOM KIT	1464058000	1	□	□



Ensures you economical and productive cleaning

Accessories	Ref. no.	Min. required	SWEeper SR 1101 B	SWEeper SR 1101 P
<b>Main Broom</b>				
BROOM MAIN 300X700 CHEVR. 6R PPL 0.5-0.7	145 4879 000	1	●	●
BROOM MAIN 300X700 CHEVRON 6R MIX STEEL	145 4957 000	1	○	○
BROOM MAIN 300X700 CHEVRON 6R NATURAL	145 6080 000	1	○	○
<b>On-Board Charger</b>				
CHARGER BATT. ON BOARD 24V 25A 100V KIT	146 2337 000	1	○	
CHARGER BATT. ON BOARD 24V 25A 230V KIT	146 2052 000	1	○	
<b>Flap and Skirt</b>				
SKIRTS NON MARKING KIT	146 2744 000	1	□	□
<b>Side Broom</b>				
BROOM SIDE 180X400 MIX STEEL	1466140000	1	●	●
BROOM SIDE 180X400 NATURAL	1466141000	1	○	○

